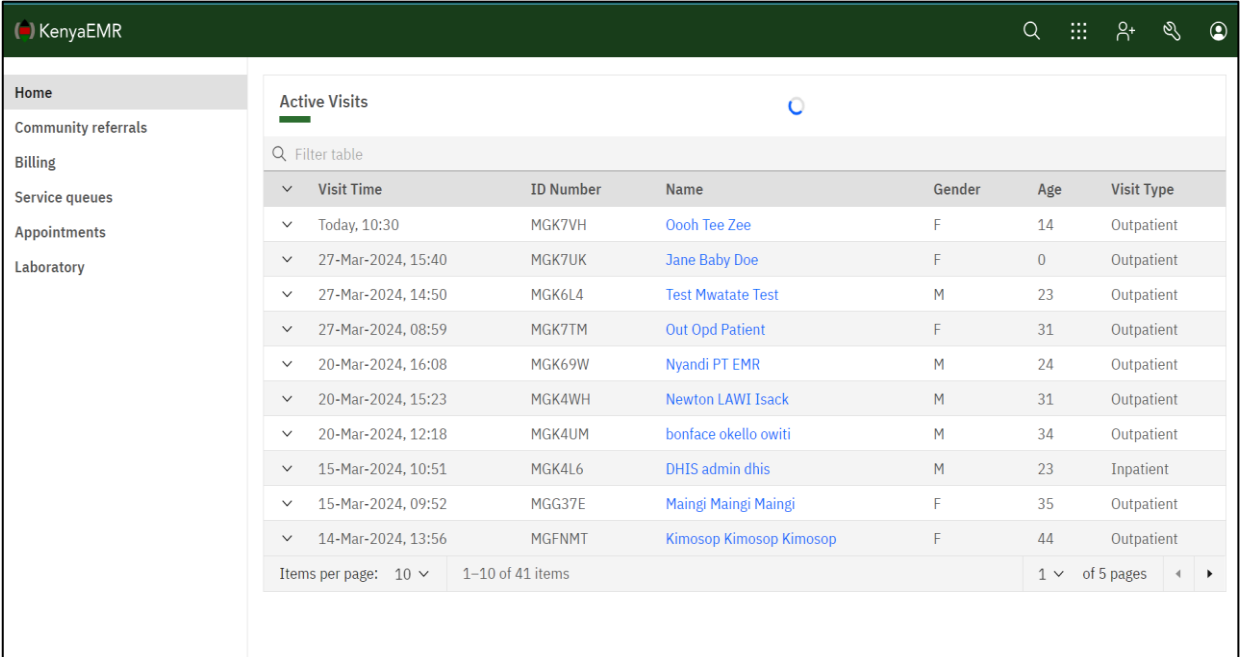


Job Aid: How to Record Delivery Outcomes in a Patient in the MCH Program

Last updated: March 2024

Tasks:	Record key data related to delivery outcomes for a mother who is delivering
Objective:	Enable providers to document and monitor patient's delivery outcomes.
When:	When a patient has delivered a baby and the outcome needs to be documented.
Who:	Clinicians, Nurse
Required Materials:	Username, password, and computer with KenyaEMR 3.x 18.7.2 and above

Steps	Actions	Screenshot																																																																		
Step 1	Log in using the correct username and password. This will take you to the main menu or Home.	 <p>The screenshot shows the KenyaEMR interface. On the left is a navigation menu with options: Home, Community referrals, Billing, Service queues, Appointments, and Laboratory. The main content area is titled 'Active Visits' and contains a table with the following data:</p> <table border="1"> <thead> <tr> <th>Visit Time</th> <th>ID Number</th> <th>Name</th> <th>Gender</th> <th>Age</th> <th>Visit Type</th> </tr> </thead> <tbody> <tr> <td>Today, 10:30</td> <td>MGK7VH</td> <td>Oooh Tee Zee</td> <td>F</td> <td>14</td> <td>Outpatient</td> </tr> <tr> <td>27-Mar-2024, 15:40</td> <td>MGK7UK</td> <td>Jane Baby Doe</td> <td>F</td> <td>0</td> <td>Outpatient</td> </tr> <tr> <td>27-Mar-2024, 14:50</td> <td>MGK6L4</td> <td>Test Mwatate Test</td> <td>M</td> <td>23</td> <td>Outpatient</td> </tr> <tr> <td>27-Mar-2024, 08:59</td> <td>MGK7TM</td> <td>Out Opd Patient</td> <td>F</td> <td>31</td> <td>Outpatient</td> </tr> <tr> <td>20-Mar-2024, 16:08</td> <td>MGK69W</td> <td>Nyandi PT EMR</td> <td>M</td> <td>24</td> <td>Outpatient</td> </tr> <tr> <td>20-Mar-2024, 15:23</td> <td>MGK4WH</td> <td>Newton LAWI Isack</td> <td>M</td> <td>31</td> <td>Outpatient</td> </tr> <tr> <td>20-Mar-2024, 12:18</td> <td>MGK4UM</td> <td>bonface okello owiti</td> <td>M</td> <td>34</td> <td>Outpatient</td> </tr> <tr> <td>15-Mar-2024, 10:51</td> <td>MGK4L6</td> <td>DHIS admin dhis</td> <td>M</td> <td>23</td> <td>Inpatient</td> </tr> <tr> <td>15-Mar-2024, 09:52</td> <td>MGG37E</td> <td>Maingi Maingi Maingi</td> <td>F</td> <td>35</td> <td>Outpatient</td> </tr> <tr> <td>14-Mar-2024, 13:56</td> <td>MGFNMT</td> <td>Kimosop Kimosop Kimosop</td> <td>F</td> <td>44</td> <td>Outpatient</td> </tr> </tbody> </table> <p>At the bottom of the table, it shows 'Items per page: 10' and '1-10 of 41 items'. The page navigation indicates '1 of 5 pages'.</p>	Visit Time	ID Number	Name	Gender	Age	Visit Type	Today, 10:30	MGK7VH	Oooh Tee Zee	F	14	Outpatient	27-Mar-2024, 15:40	MGK7UK	Jane Baby Doe	F	0	Outpatient	27-Mar-2024, 14:50	MGK6L4	Test Mwatate Test	M	23	Outpatient	27-Mar-2024, 08:59	MGK7TM	Out Opd Patient	F	31	Outpatient	20-Mar-2024, 16:08	MGK69W	Nyandi PT EMR	M	24	Outpatient	20-Mar-2024, 15:23	MGK4WH	Newton LAWI Isack	M	31	Outpatient	20-Mar-2024, 12:18	MGK4UM	bonface okello owiti	M	34	Outpatient	15-Mar-2024, 10:51	MGK4L6	DHIS admin dhis	M	23	Inpatient	15-Mar-2024, 09:52	MGG37E	Maingi Maingi Maingi	F	35	Outpatient	14-Mar-2024, 13:56	MGFNMT	Kimosop Kimosop Kimosop	F	44	Outpatient
Visit Time	ID Number	Name	Gender	Age	Visit Type																																																															
Today, 10:30	MGK7VH	Oooh Tee Zee	F	14	Outpatient																																																															
27-Mar-2024, 15:40	MGK7UK	Jane Baby Doe	F	0	Outpatient																																																															
27-Mar-2024, 14:50	MGK6L4	Test Mwatate Test	M	23	Outpatient																																																															
27-Mar-2024, 08:59	MGK7TM	Out Opd Patient	F	31	Outpatient																																																															
20-Mar-2024, 16:08	MGK69W	Nyandi PT EMR	M	24	Outpatient																																																															
20-Mar-2024, 15:23	MGK4WH	Newton LAWI Isack	M	31	Outpatient																																																															
20-Mar-2024, 12:18	MGK4UM	bonface okello owiti	M	34	Outpatient																																																															
15-Mar-2024, 10:51	MGK4L6	DHIS admin dhis	M	23	Inpatient																																																															
15-Mar-2024, 09:52	MGG37E	Maingi Maingi Maingi	F	35	Outpatient																																																															
14-Mar-2024, 13:56	MGFNMT	Kimosop Kimosop Kimosop	F	44	Outpatient																																																															
Step 2	<p>If a patient's record is not already open, Search for the patient's record. Refer to Job Aid: How to Search for a Patient's Record for guidance. Then continue with Step 3.</p>																																																																			
	<p>If a patient's record is already open, go on to Step 3.</p>																																																																			

If the patient is not checked in, Click on the **Check in for Visit** icon.



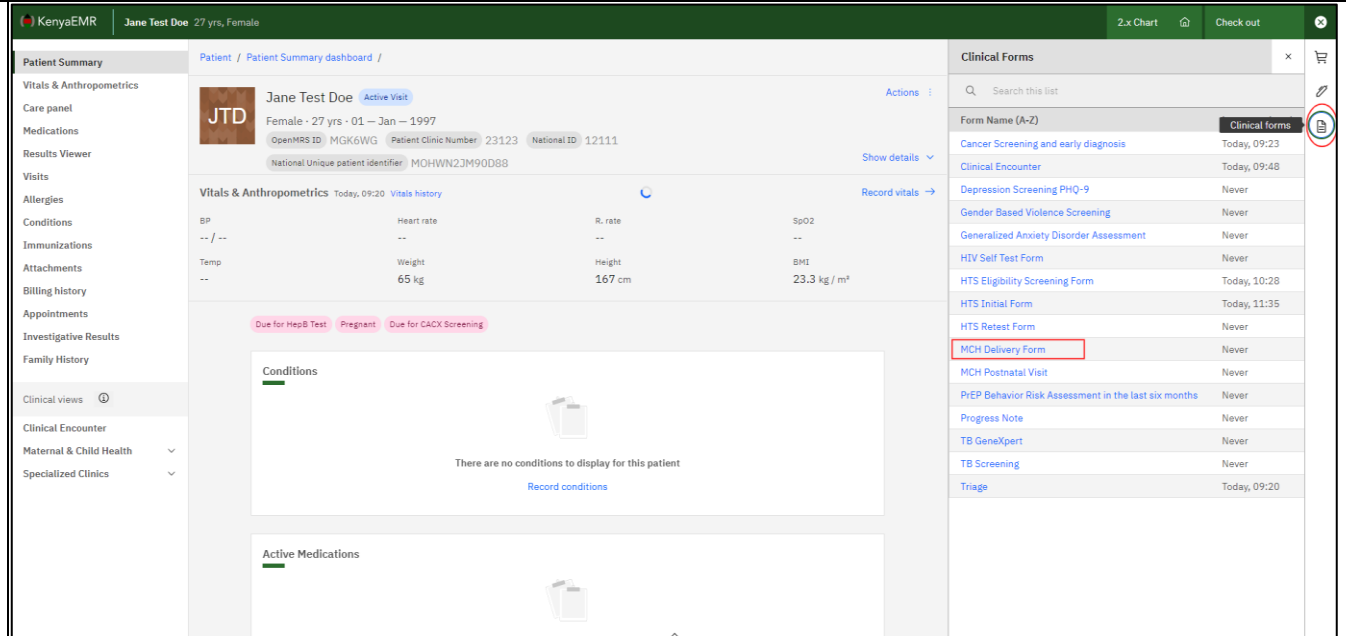
The patient is already checked in. Go to Step 4

Step 4 If The patient is not enrolled in **MCH Program**, **Enroll** the patient in the **MCH Program**: Refer to JobAid: How to Enroll Patient in MCH Program. Then continue with Step 5.

The patient is already enrolled in the MCH, Go to Step 5

Step 5 In the **Patient home page**, click on the **'Clinical forms'** to access the **Delivery Form**.

Once you click on the **Delivery Form**.
The form will launch.

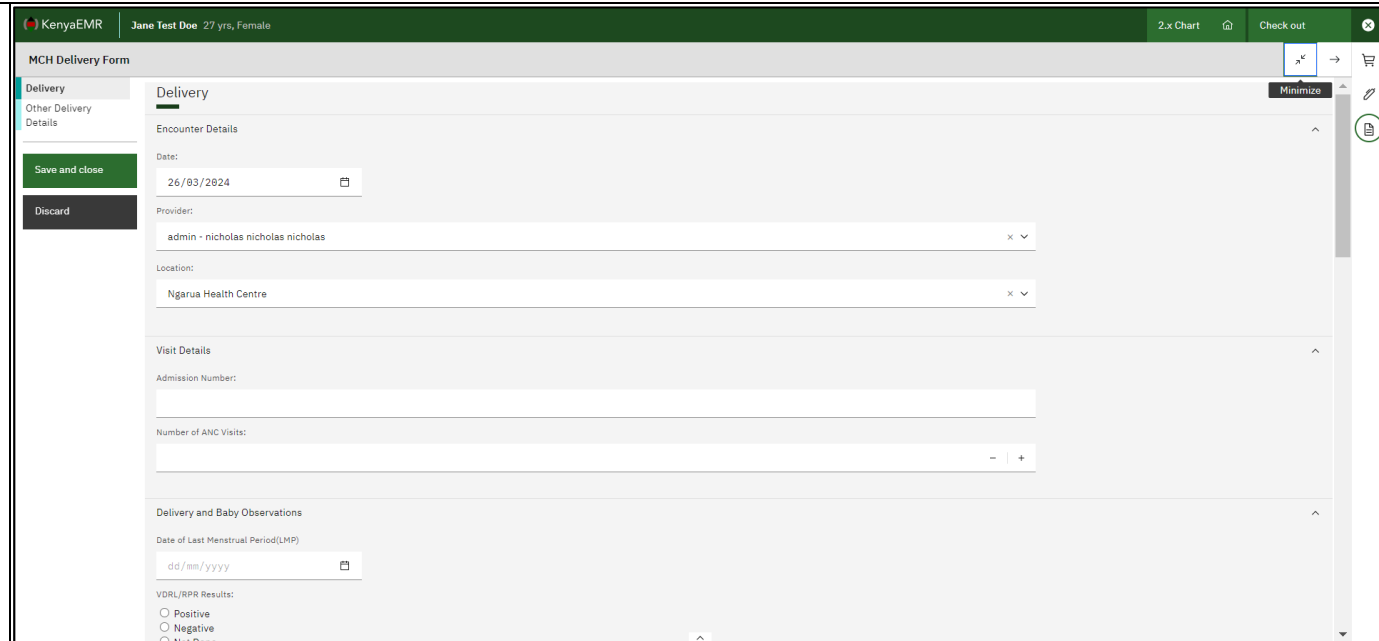


The screenshot shows the KenyaEMR interface for a patient named Jane Test Doe. The main content area displays patient information, vital signs, and a list of clinical forms. The 'Clinical Forms' panel on the right is expanded, showing a list of forms with their completion status. The 'MCH Delivery Form' is highlighted with a red box, and a red circle is drawn around the 'Clinical forms' header in the top right corner of the interface.

Form Name (A-Z)	Status
Cancer Screening and early diagnosis	Today, 09:23
Clinical Encounter	Today, 09:48
Depression Screening PHQ-9	Never
Gender Based Violence Screening	Never
Generalized Anxiety Disorder Assessment	Never
HIV Self Test Form	Never
HTS Eligibility Screening Form	Today, 10:28
HTS Initial Form	Today, 11:35
HTS Retest Form	Never
MCH Delivery Form	Never
MCH Postnatal Visit	Never
PREP Behavior Risk Assessment in the last six months	Never
Progress Note	Never
TB GeneXpert	Never
TB Screening	Never
Triage	Today, 09:20

Step 6**Delivery and Baby Observation.**

Once you click on the **Delivery Form**.
The form will launch as shown.



The screenshot displays the 'MCH Delivery Form' interface within the KenyaEMR system. The header shows 'KenyaEMR' and patient information: 'Jane Test Doe 27 yrs, Female'. The form is divided into several sections:

- Encounter Details:** Includes a 'Date' field with the value '26/03/2024', a 'Provider' dropdown menu set to 'admin - nicholas nicholas nicholas', and a 'Location' dropdown menu set to 'Ngarua Health Centre'.
- Visit Details:** Includes an 'Admission Number' field and a 'Number of ANC Visits' field with minus and plus buttons.
- Delivery and Baby Observations:** Includes a 'Date of Last Menstrual Period (LMP)' field with a date picker showing 'dd/mm/yyyy' and 'VDR/LRPR Results' with radio buttons for 'Positive', 'Negative', and 'Not Done'.

On the left side, there is a sidebar with 'Delivery' selected, and buttons for 'Save and close' and 'Discard'. The top right of the form has a 'Check out' button and a 'Minimize' button.

Step 7

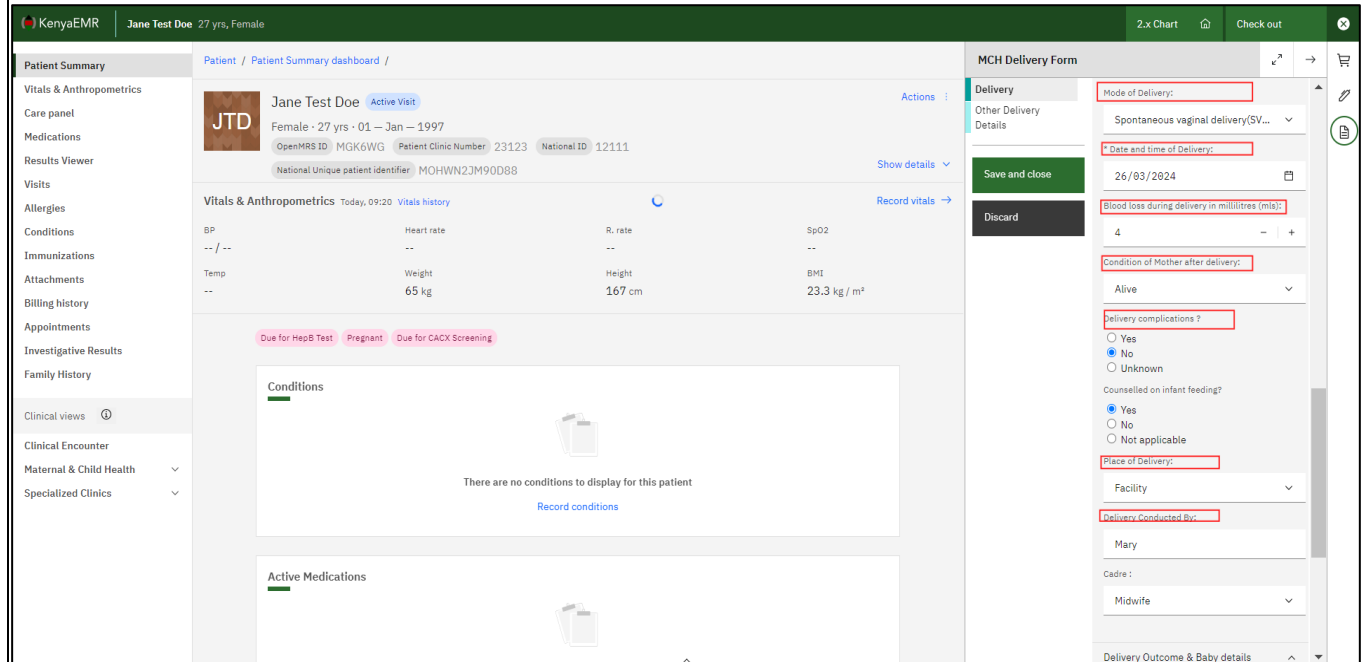
Gestation at Birth in weeks

Mode of Delivery from the drop down and calendar menu

From the drop-down menu select options on; ***Placenta complete, Blood Loss, Condition of Mother after Delivery, Place of Delivery, Resuscitation Done, Cadre of the Health care worker that conducted the delivery.***

Explain Delivery associated complications on the adjacent field if application and Type in the name of the healthcare worker who conducted the delivery.

From the drop-down menus select options on; ***Delivery outcome, Mode of delivery, Fill in Date and Time of delivery, Sex, Condition of the Baby, TEO given at Birth, Birth with***



The screenshot shows the KenyaEMR interface for a patient named Jane Test Doe. The main content area displays the 'MCH Delivery Form' with several fields highlighted in red boxes, indicating where data should be entered:

- Mode of Delivery:** A dropdown menu currently showing 'Spontaneous vaginal delivery(SV...'
- Date and time of Delivery:** A date picker showing '26/03/2024'.
- Blood loss during delivery in millilitres (ml):** A numeric input field with the value '4'.
- Condition of Mother after delivery:** A dropdown menu currently showing 'Alive'.
- Delivery complications?:** Radio button options for 'Yes', 'No', and 'Unknown', with 'No' selected.
- Consignled on infant feeding?:** Radio button options for 'Yes', 'No', and 'Not applicable', with 'Yes' selected.
- Place of Delivery:** A dropdown menu currently showing 'Facility'.
- Delivery Conducted By:** A dropdown menu currently showing 'Mary'.
- Cadre:** A dropdown menu currently showing 'Midwife'.

The left sidebar contains navigation options such as 'Patient Summary', 'Vitals & Anthropometrics', 'Medications', and 'Results Viewer'. The top navigation bar includes 'KenyaEMR', the patient name 'Jane Test Doe', and '27 yrs, Female'. The right side of the interface has a '2.x Chart' and 'Check out' button.

Step 8
Delivery Outcome

Fill in the **Baby's name, Birth weight** of the baby in Kg and **Apgar scores** at **1min/5min/10min**

KenyaEMR
Jane Test Doe 27 yrs, Female
2x Chart
Check out

Patient Summary

Vitals & Anthropometrics

Care panel

Medications

Results Viewer

Visits

Allergies

Conditions

Immunizations

Attachments

Billing history

Appointments

Investigative Results


Family History

Clinical views

Clinical Encounter

Maternal & Child Health

Specialized Clinics



Jane Test Doe Active Visit

Female - 27 yrs - 01 - Jan - 1997

OpenMRS ID: MGK6WVG Patient Clinic Number: 23123 National ID: 12111

National Unique patient identifier: MOHWN2JM90D88

Actions

Show details

Record vitals


Vitals & Anthropometrics Today, 09:20 Vitals history

BP	Heart rate	R. rate	SpO2
-- / --	--	--	--

Temp	Weight	Height	BMI
--	65 kg	167 cm	23.3 kg / m ²

Due for HepB Test
Pregnant
Due for CACX Screening


Conditions



There are no conditions to display for this patient

[Record conditions](#)

Active Medications



MCH Delivery Form

Delivery

Other Delivery Details

Save and close

Discard

Baby details

Baby's name:

Baby Jane

Sex:

Female

Birth weight (kg):

3.9

Condition of the baby:

Live birth

Birth with deformity?

Yes

No

N/A

TEO given at birth?

Yes

No

N/A

* Given Vitamin K:

Yes

No

Initiated BF in less than 1 hour:

Yes

No

* Apgar Score (1 min):

8

* Apgar Score (5 min):

Step 9

HIV Testing

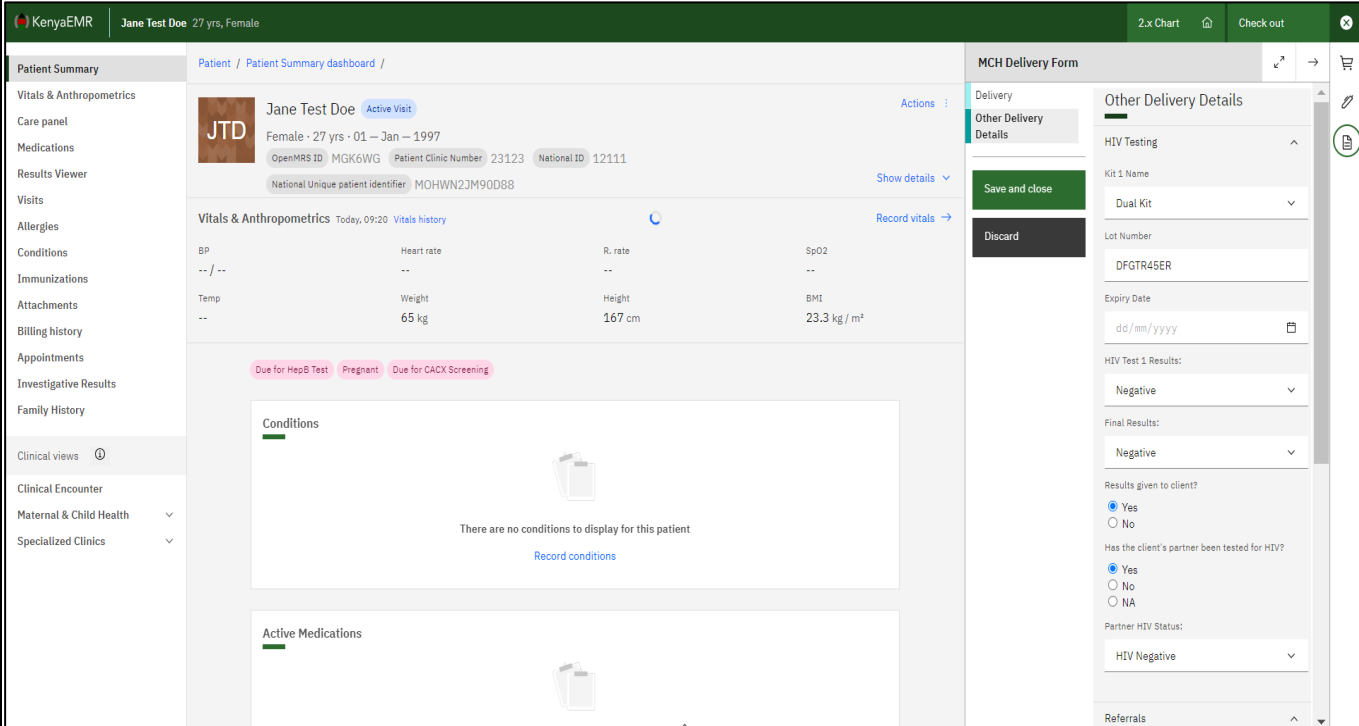
If HIV test for the patient was **Not Done/Unknown** during MCH enrollment, then HIV testing panel appears as the shown on the screenshot.

Conduct the test and complete the HIV test form.

Suppose **HIV Test 1 Result** is **Negative** then **Final Result** will be **auto-filled Negative**.

Partner Testing

Select from a drop-down menu if the client's Partner has been as Tested for HIV.



The screenshot shows the KenyaEMR interface for a patient named Jane Test Doe (27 yrs, Female). The main content area displays the 'MCH Delivery Form' with the following sections:

- Delivery:** Includes 'Other Delivery Details' and 'HIV Testing'.
- Other Delivery Details:**
 - Kit 1 Name: Dual Kit
 - Lot Number: DFGTR45ER
 - Expiry Date: dd/mm/yyyy
 - HIV Test 1 Results: Negative
 - Final Results: Negative
 - Results given to client? Yes No
 - Has the client's partner been tested for HIV? Yes No NA
 - Partner HIV Status: HIV Negative
- Vitals & Anthropometrics:** Shows BP, Heart rate, R. rate, SpO2, Temp, Weight (65 kg), Height (167 cm), and BMI (23.3 kg/m²).
- Conditions:** A message states 'There are no conditions to display for this patient' with a 'Record conditions' link.
- Active Medications:** A message states 'There are no active medications to display for this patient' with a 'Record medications' link.

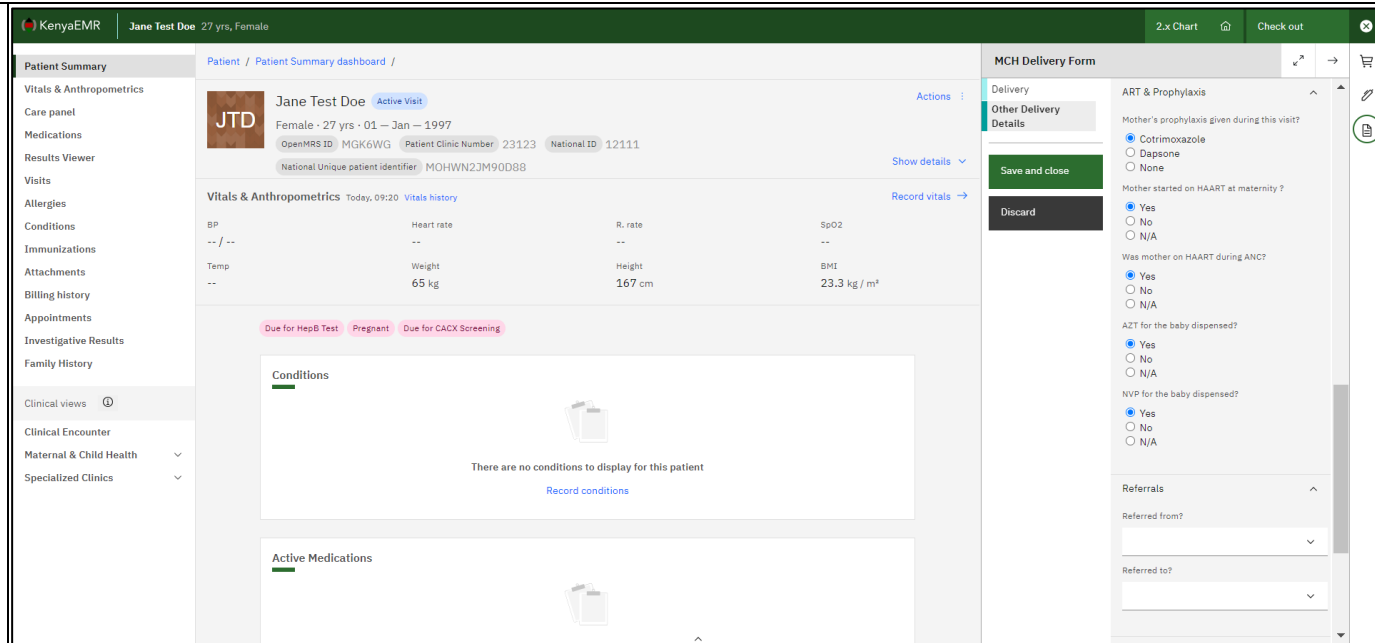
Navigation and utility buttons include 'Save and close', 'Discard', 'Show details', 'Record vitals', and 'Record conditions'. The top navigation bar shows 'KenyaEMR', 'Jane Test Doe 27 yrs, Female', '2.x Chart', and 'Check out'.

Step 10

ART and Prophylaxis

Select from the radio button if prophylaxis was given during the visit.

Select if AZT or NVP was dispensed to the Baby, N/A applies if there is no baby



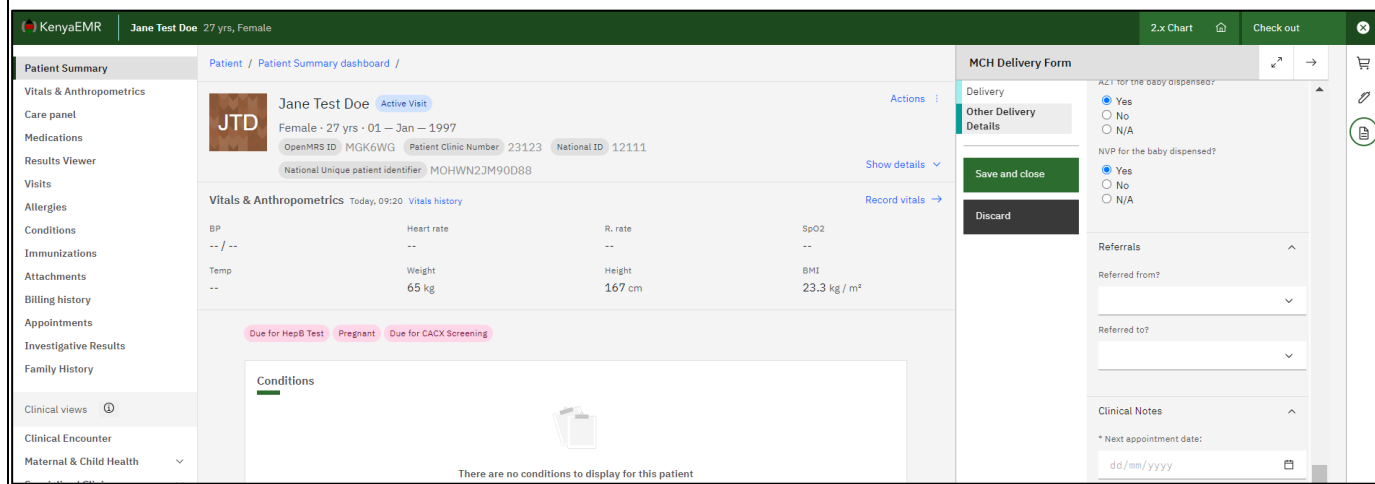
The screenshot shows the 'MCH Delivery Form' for Jane Test Doe. The 'ART & Prophylaxis' section includes the following options:

- Mother's prophylaxis given during this visit?
 - Cotrimoxazole
 - Dapsone
 - None
- Mother started on HAART at maternity?
 - Yes
 - No
 - N/A
- Was mother on HAART during ANC?
 - Yes
 - No
 - N/A
- AZT for the baby dispensed?
 - Yes
 - No
 - N/A
- NVP for the baby dispensed?
 - Yes
 - No
 - N/A

Step 11

Next Appointment date

Select from the calendar menu starting with the **Year/Month/Date**



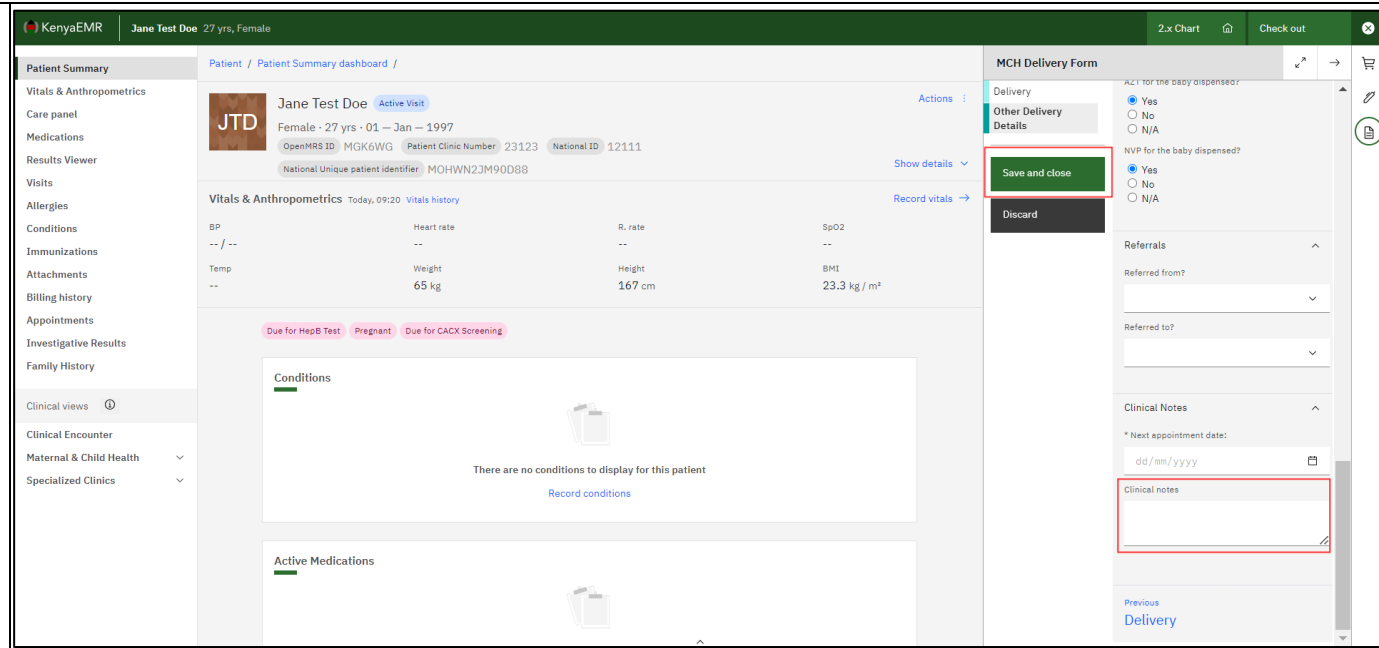
The screenshot shows the 'MCH Delivery Form' for Jane Test Doe. The 'Next appointment date' field is visible at the bottom of the 'Clinical Notes' section, with a calendar icon next to it. The field is currently empty, and the instruction '* Next appointment date: dd/mm/yyyy' is displayed below it.

Step 12

Clinical Notes and submitting MCH delivery form.

Write notes in the clinical notes field once done.

Click **Save and close** button to submit the form or click **Discard** button to cancel and deter submission if errors have been committed



The screenshot shows the KenyaEMR interface for a patient named Jane Test Doe. The main content area displays the 'MCH Delivery Form' with several sections: 'Delivery' (radio buttons for Yes, No, N/A), 'Other Delivery Details', 'NVP for the baby dispensed?' (radio buttons for Yes, No, N/A), 'Referrals' (dropdowns for Referred from? and Referred to?), 'Clinical Notes' (with a date field and a text input area), and 'Previous Delivery' (a button). A red box highlights the 'Save and close' button in the top right corner of the form. The left sidebar contains a navigation menu with categories like 'Patient Summary', 'Vitals & Anthropometrics', 'Conditions', 'Active Medications', etc. The top header shows 'KenyaEMR' and 'Jane Test Doe 27 yrs, Female'.

THE END